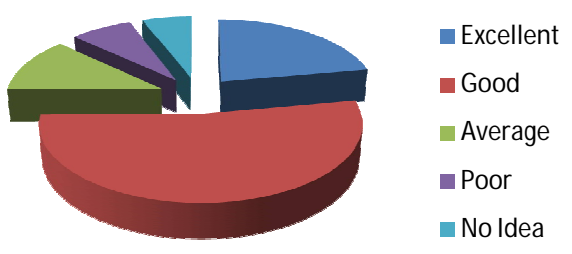
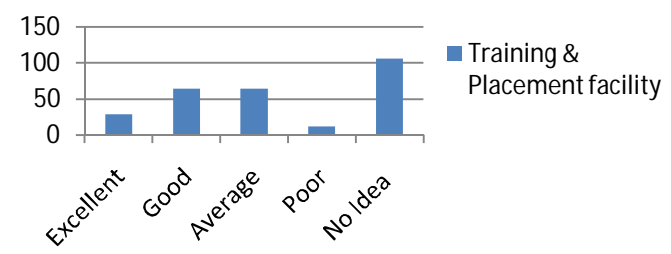
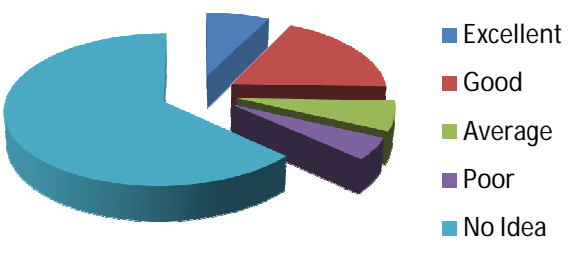
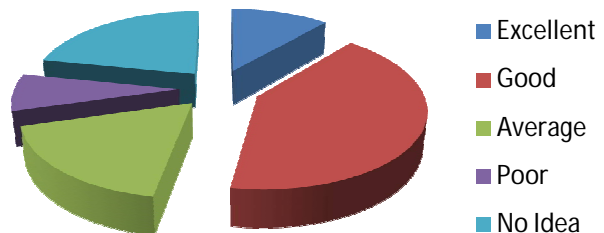
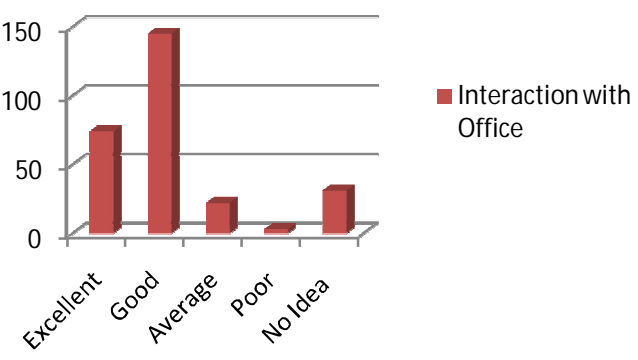
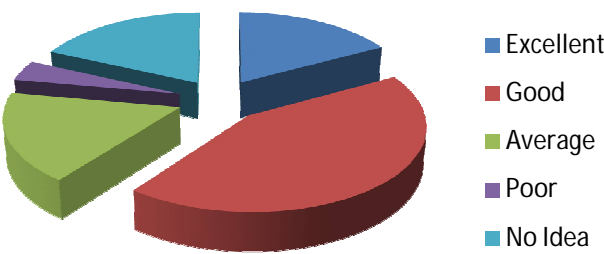


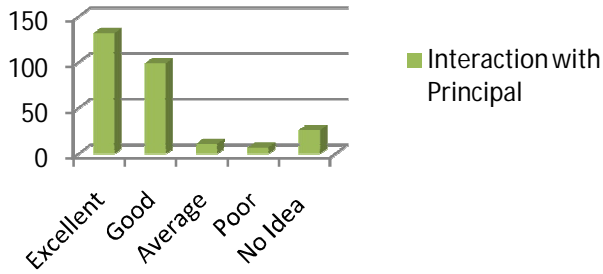
# Report of Feedback from Students of K C College

We have conducted various kinds of feedback from around 300 students of Krishna Chandra College, Hetampur, preparing different forms of questionnaires, the details of which are given in the following section of the feedback reports.

<b>Questionnaires I: Feedback from Students on Class Room</b>	<b>Questionnaires IV: Feedback from Students on Training &amp; Placement facility</b>																								
<h3>Class Room</h3>  <table border="1" style="margin-left: auto; margin-right: auto;"> <caption>Class Room Feedback Data</caption> <thead> <tr> <th>Category</th> <th>Count (Approx.)</th> </tr> </thead> <tbody> <tr> <td>Excellent</td> <td>25</td> </tr> <tr> <td>Good</td> <td>100</td> </tr> <tr> <td>Average</td> <td>20</td> </tr> <tr> <td>Poor</td> <td>15</td> </tr> <tr> <td>No Idea</td> <td>10</td> </tr> </tbody> </table>	Category	Count (Approx.)	Excellent	25	Good	100	Average	20	Poor	15	No Idea	10	<h3>Training &amp; Placement facility</h3>  <table border="1" style="margin-left: auto; margin-right: auto;"> <caption>Training &amp; Placement facility Feedback Data</caption> <thead> <tr> <th>Category</th> <th>Count (Approx.)</th> </tr> </thead> <tbody> <tr> <td>Excellent</td> <td>25</td> </tr> <tr> <td>Good</td> <td>60</td> </tr> <tr> <td>Average</td> <td>60</td> </tr> <tr> <td>Poor</td> <td>10</td> </tr> <tr> <td>No Idea</td> <td>100</td> </tr> </tbody> </table>	Category	Count (Approx.)	Excellent	25	Good	60	Average	60	Poor	10	No Idea	100
Category	Count (Approx.)																								
Excellent	25																								
Good	100																								
Average	20																								
Poor	15																								
No Idea	10																								
Category	Count (Approx.)																								
Excellent	25																								
Good	60																								
Average	60																								
Poor	10																								
No Idea	100																								
<b>Questionnaires II: Feedback from Students on Laboratory</b>	<b>Questionnaires V: Feedback from Students on Department Library Facility</b>																								
<h3>Laboratory</h3>  <table border="1" style="margin-left: auto; margin-right: auto;"> <caption>Laboratory Feedback Data</caption> <thead> <tr> <th>Category</th> <th>Count (Approx.)</th> </tr> </thead> <tbody> <tr> <td>Excellent</td> <td>10</td> </tr> <tr> <td>Good</td> <td>30</td> </tr> <tr> <td>Average</td> <td>10</td> </tr> <tr> <td>Poor</td> <td>15</td> </tr> <tr> <td>No Idea</td> <td>135</td> </tr> </tbody> </table>	Category	Count (Approx.)	Excellent	10	Good	30	Average	10	Poor	15	No Idea	135	<h3>Departmental Library Facility</h3>  <table border="1" style="margin-left: auto; margin-right: auto;"> <caption>Departmental Library Facility Feedback Data</caption> <thead> <tr> <th>Category</th> <th>Count (Approx.)</th> </tr> </thead> <tbody> <tr> <td>Excellent</td> <td>15</td> </tr> <tr> <td>Good</td> <td>45</td> </tr> <tr> <td>Average</td> <td>35</td> </tr> <tr> <td>Poor</td> <td>15</td> </tr> <tr> <td>No Idea</td> <td>20</td> </tr> </tbody> </table>	Category	Count (Approx.)	Excellent	15	Good	45	Average	35	Poor	15	No Idea	20
Category	Count (Approx.)																								
Excellent	10																								
Good	30																								
Average	10																								
Poor	15																								
No Idea	135																								
Category	Count (Approx.)																								
Excellent	15																								
Good	45																								
Average	35																								
Poor	15																								
No Idea	20																								
<b>Questionnaires III: Feedback from Students on Interaction with office</b>	<b>Questionnaires VI: Feedback from Students on Central Library Facility</b>																								
<h3>Interaction with Office</h3>  <table border="1" style="margin-left: auto; margin-right: auto;"> <caption>Interaction with Office Feedback Data</caption> <thead> <tr> <th>Category</th> <th>Count (Approx.)</th> </tr> </thead> <tbody> <tr> <td>Excellent</td> <td>80</td> </tr> <tr> <td>Good</td> <td>150</td> </tr> <tr> <td>Average</td> <td>30</td> </tr> <tr> <td>Poor</td> <td>10</td> </tr> <tr> <td>No Idea</td> <td>40</td> </tr> </tbody> </table>	Category	Count (Approx.)	Excellent	80	Good	150	Average	30	Poor	10	No Idea	40	<h3>Central Library Facility</h3>  <table border="1" style="margin-left: auto; margin-right: auto;"> <caption>Central Library Facility Feedback Data</caption> <thead> <tr> <th>Category</th> <th>Count (Approx.)</th> </tr> </thead> <tbody> <tr> <td>Excellent</td> <td>25</td> </tr> <tr> <td>Good</td> <td>100</td> </tr> <tr> <td>Average</td> <td>40</td> </tr> <tr> <td>Poor</td> <td>10</td> </tr> <tr> <td>No Idea</td> <td>25</td> </tr> </tbody> </table>	Category	Count (Approx.)	Excellent	25	Good	100	Average	40	Poor	10	No Idea	25
Category	Count (Approx.)																								
Excellent	80																								
Good	150																								
Average	30																								
Poor	10																								
No Idea	40																								
Category	Count (Approx.)																								
Excellent	25																								
Good	100																								
Average	40																								
Poor	10																								
No Idea	25																								


**Questionnaires VII: Feedback from Students on Interaction with Principal**

**Interaction with Principal**



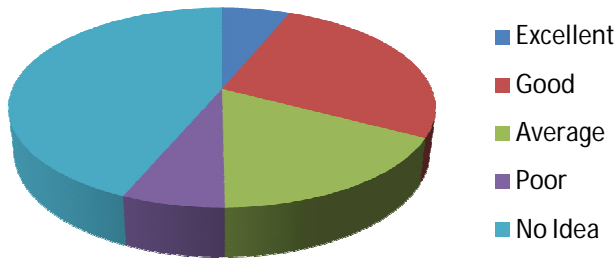
**Questionnaires XI: Feedback from Students on Recreational Facility**

**Recreational Facility**



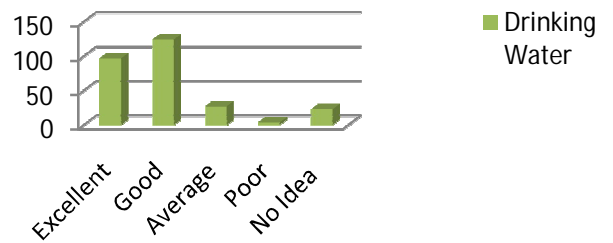
**Questionnaires VII: Feedback from Students on Hostel Facility**

**Hostel facility**



**Questionnaires XII: Feedback from Students on Drinking Water**

**Drinking Water**



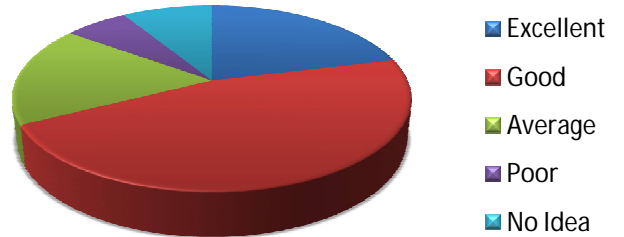
**Questionnaires IX: Feedback from Students on NSS/NCC facility**

**NSS/NCC Facility**



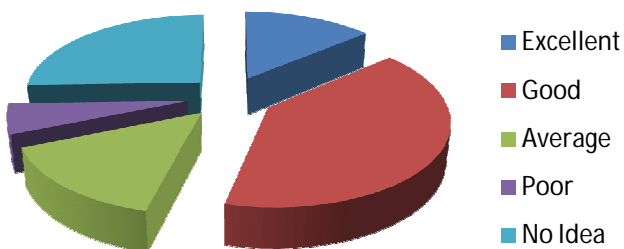
**Questionnaires XIII: Feedback from Students on College Canteen**

**College Canteen**



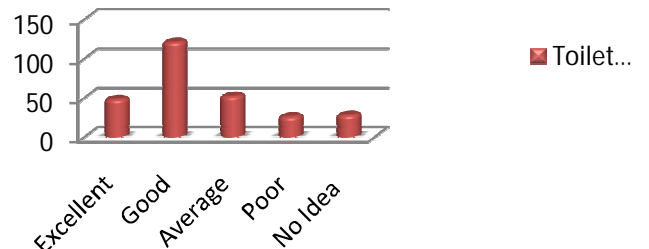
**Questionnaires X: Feedback from Students on Extra Curricular Facility**

**Extra Curricular Facility**



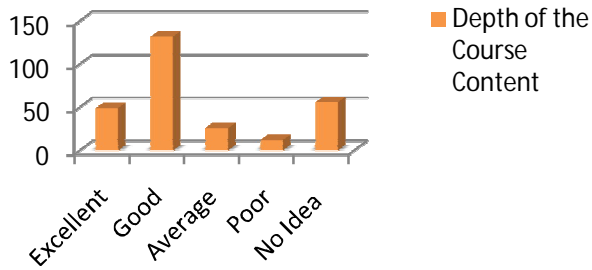
**Questionnaires XIV: Feedback from Students on Toilet Facility**

**Toilet Facility**



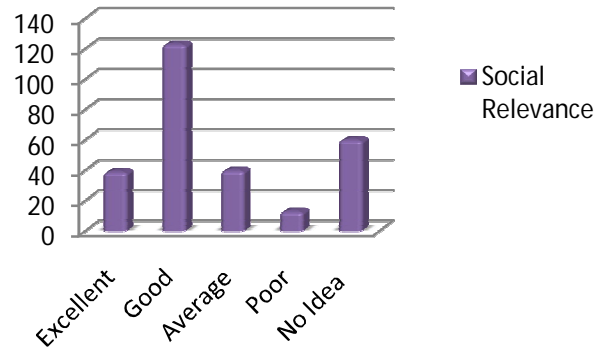
**Questionnaires XV: Feedback from Students on Depth of the Course Content**

**Depth of the Course Content**



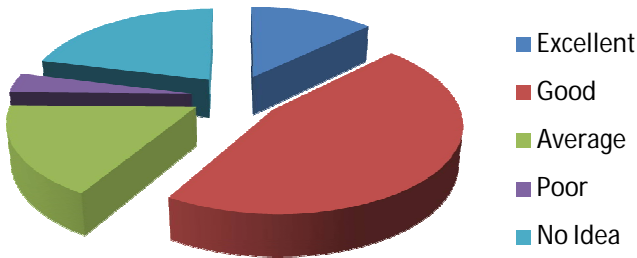
**Questionnaires XVIII: Feedback from Students on Social Relevance**

**Social Relevance**



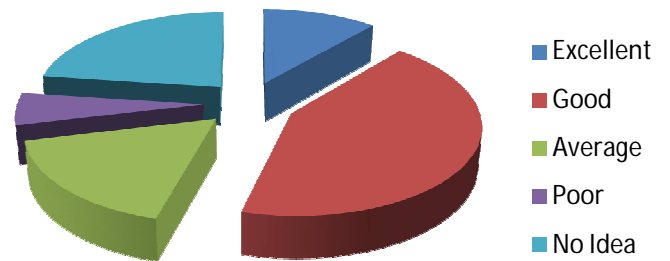
**Questionnaires XVI: Feedback from Students on Textual Reading Material**

**Clarity & Relevance of Textual Reading Material**



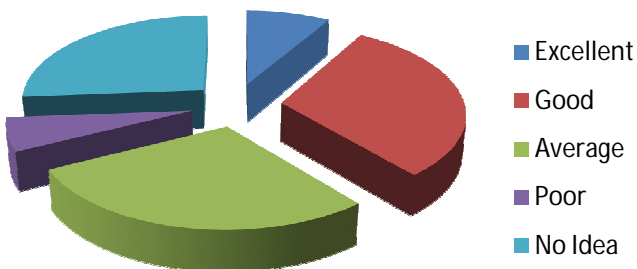
**Questionnaires XIX: Feedback from Students on Skill Development**

**Skill Development**



**Questionnaires XVII: Feedback from Students on Job Perspective**

**Job Perspective**



**Questionnaires XX: Feedback from Students on Overall Rating**

**Overall Rating**

